

EVO *Corse*





**CHOOSE  
YOUR   
COLOUR!**



# SANREMOcorse

White, Silver, Matt & Shiny Anthracite, Matt & Shiny Black,  
Matt & Shiny Bronze, Gold, Red, Orange, Yellow, Green, Blue, Pink



16"  
17"  
18"



Shiny Black (SB)



White (W)



Shiny Anthracite (SA)



Shiny Bronze (SBR)



Gold (G)

Size	PCD	ET	Weight	W - MB
6.5x16	4x98 - 5x114.3	10 - 55	7.3 - 7.9 Kg	246.-
7.0x16	4x98 - 5x114.3	17 - 61	7.6 - 8.0 Kg	258.-
7.0x17	4x98 - 5x130	15 - 52	7.9 - 8.9 Kg	317.-
7.5x17	4x98 - 5x130	22 - 58	8.2 - 9.9 Kg	335.-
8.0x17	4x98 - 5x130	28 - 65	8.4 - 10.2 Kg	345.-
8.0x18	4x98 - 5x130	8 - 66	9.1 - 11.0 Kg	357.-
9.0x18	4x98 - 5x130	15 - 52	9.5 - 11.5 Kg	384.-

**Options\*:**

- Anthracite, Bronze, Gold, Silver, Shiny Black +20.-
- NON-Standard: Red, Orange, Yellow, Blue, Green, Pink +60.-
- Hup cap +10.-

# SANREMO 17" GR.A

White, Silver, Matt & Shiny Anthracite, Matt & Shiny Black, Matt & Shiny Bronze, Gold, Red, Orange, Yellow, Green, Blue, Pink

Shiny Anthracite (SA)



17"



Size	PCD	ET	Weight	W - MB
7.0x17	4x98 - 5x130	27 - 58	8.2 - 8.8 Kg	320.-

**Options\*:**

- Anthracite, Bronze, Gold, Silver, Shiny Black +20.-
- NON-Standard: Red, Orange, Yellow, Blue, Green, Pink +60.-
- Hup cap +10.-



White (W)



Shiny Anthracite (SA)



Matt Black (MB)



Gold (G)

# SANREMO<sub>zero</sub>

White, Silver, Matt & Shiny Anthracite, Matt & Shiny Black, Matt & Shiny Bronze, Gold, Red, Orange, Yellow, Green, Blue, Pink



17"



Matt Bronze (MBR)



Size	PCD	ET	Weight	W - MB
8.0x17	4x98 - 5x130	-6 - 33	8.6 - 9.2 Kg	345.-
8.5x17	4x98 - 5x130	0 - 39	8.8 - 9.4 Kg	353.-
9.0x17	4x98 - 5x130	6 - 45	9.0 - 9.6 Kg	375.-

**Options\*:**

- Anthracite, Bronze, Gold, Silver, Shiny Black +20.-
- NON-Standard: Red, Orange, Yellow, Blue, Green, Pink +60.-
- Hup cap +10.-



Shiny Anthracite (SA)



Shiny Black (SB)



Matt Bronze (MBR)



Gold (G)

# SPORT 18"

White, Silver, Matt & Shiny Anthracite, Matt & Shiny Black, Matt & Shiny Bronze, Gold, Red, Orange, Yellow, Green, Blue, Pink

Shiny Anthracite (SA)



18"



Size	PCD	ET	Weight	W - MB
8.0x18	4x98 - 5x130	7 - 54	10.1 - 10.6 Kg	334.-
9.0x18	4x98 - 5x130	20 - 66	10.2 - 11.1 Kg	366.-
9.5x18	4x98 - 5x130	26 - 72	10.7 - 11.4 Kg	427.-
10.0x18	4x98 - 5x130	32 - 78	10.8 - 11.5 Kg	427.-

**Options\*:**

- Anthracite, Bronze, Gold, Silver, Shiny Black +20.-
- NON-Standard: Red, Orange, Yellow, Blue, Green, Pink +60.-
- Hup cap +10.-



White (W)



Matt Black (MB)



Shiny Bronze (SBR)



Gold (G)

# GTR 18"

White, Silver, Matt & Shiny Anthracite, Matt & Shiny Black, Matt & Shiny Bronze, Gold, Red, Orange, Yellow, Green, Blue, Pink



18"



Matt Black (MB)



Size	PCD	ET	Weight	W - MB
10.5x18	4x98 - 5x130	16 - 52	11.5 - 11.9 Kg	492.-
11.0x18	4x98 - 5x130	22 - 58	11.7 - 12.1 Kg	492.-

**Options\*:**

- Anthracite, Bronze, Gold, Silver, Shiny Black +20.-
- NON-Standard: Red, Orange, Yellow, Blue, Green, Pink +60.-
- Hup cap +10.-



White (W)



Silver (S)



Shiny Anthracite (SA)



Gold (G)

# Z.A.R. 18"

White, Silver, Matt & Shiny Anthracite, Matt & Shiny Black, Matt & Shiny Bronze, Gold, Red, Orange, Yellow, Green, Blue, Pink

White (W)



18"



Size	PCD	ET	Weight	W - MB
8.0x18	4x98 - 5x114.3	6 - 58	9.7 - 10.5 Kg	325.-

**Options\*:**

- Anthracite, Bronze, Gold, Silver, Shiny Black +20.-
- NON-Standard Red, Orange, Yellow, Blue, Green, Pink +60.-
- Hup cap +10.-



White (W)



Shiny Anthracite (SA)



Matt Black (MB)



Gold (G)

# SB9 RAGNO

White, Silver, Matt & Shiny Anthracite, Matt & Shiny Black, Matt & Shiny Bronze, Gold, Red, Orange, Yellow, Green, Blue, Pink



17"



White (W)



Silver (S)



Shiny Anthracite (SA)



Matt Black (MB)



Gold (G)

Size	PCD	ET	Bore	Weight	W - MB
7.0x17	4x100	43	Ø56.6	< 9.9 Kg	338.-
7.0x17	4x100	35	Ø60.1	9.5 Kg	338.-
7.0x17	4x108	40	Ø63.4	< 9.8 Kg	338.-
7.0x17	5x108	41/50	Ø60.1	9.8 - 10.5 Kg	338.-
7.0x17	5x114.3	40	Ø75.0	< 9.8 Kg	338.-

**Options\*:**

Anthracite, Bronze, Gold, Silver, Shiny Black +20.-  
 NON-Standard: Red, Orange, Yellow, Blue, Green, Pink +60.-  
 Hup cap +10.-

# SANREMO FORGED WHEELS

White, Silver, Matt & Shiny Anthracite, Matt & Shiny Black, Matt & Shiny Bronze, Gold, Red, Orange, Yellow, Green, Blue, Pink

Matt Black (MB)



18"  
19"  
20"

Matt Anthracite (MA)



Silver (S)



Size	PCD	ET	Weight	W - MB
8.0x18	4x98 - 5x130	25 - 50	8.1 - 8.5 Kg	924.-
8.5x18	4x98 - 5x130	-20 - 50	8.2 - 8.6 Kg	943.-
9.0x18	4x98 - 5x130	25 - 50	8.3 - 8.7 Kg	961.-
10.0x18	4x98 - 5x130	0 - 50	8.5 - 8.9 Kg	998.-
8.0x19	4x98 - 5x130	5 - 50	9.1 - 9.5 Kg	998.-
8.5x19	4x98 - 5x130	5 - 50	9.1 - 9.5 Kg	1017.-
9.0x19	4x98 - 5x130	5 - 50	9.3 - 9.7 Kg	1035.-
10.0x19	4x98 - 5x130	-6 - 55	9.5 - 10.0 Kg	1072.-
8.5x20	4x98 - 5x130	9 - 50	10.2 - 10.5 Kg	1170.-
9.0x20	4x98 - 5x130	3 - 44	10.4 - 10.7 Kg	1170.-



### Options\*:

Anthracite, Bronze, Gold, Silver, Shiny Black  
NON-Standard: Red, Orange, Yellow, Blue, Green, Pink  
Hup cap

+20.-  
+60.-  
+10.-

# EXCALIBUR FORGED WHEELS

White, Silver, Matt & Shiny Anthracite, Matt & Shiny Black, Matt & Shiny Bronze, Gold, Red, Orange, Yellow, Green, Blue, Pink

Matt Black (MB)



18"  
19"

Gold (G)



Size	PCD	ET	Weight	W - MB
8.0x18	4x98 - 5x130	-14 - 50	8.1 - 8.5 Kg	924.-
8.5x18	4x98 - 5x130	-20 - 50	8.2 - 8.6 Kg	943.-
9.0x18	4x98 - 5x130	25 - 50	8.3 - 8.7 Kg	961.-
10.0x18	4x98 - 5x130	0 - 50	8.5 - 8.9 Kg	998.-
8.0x19	4x98 - 5x130	5 - 50	9.1 - 9.5 Kg	998.-
9.0x19	4x98 - 5x130	5 - 50	9.3 - 9.7 Kg	1035.-
10.0x19	4x98 - 5x130	-6 - 55	9.5 - 10.0 Kg	1072.-



# X3 FORGED WHEELS

White, Silver, Matt & Shiny Anthracite, Matt & Shiny Black, Matt & Shiny Bronze, Gold, Red, Orange, Yellow, Green, Blue, Pink



Matt Black (MB)

18"



Silver (S)

Shiny Anthracite (SA)

Car	Size	PCD	ET	W - MB
Toyota Yaris GR, Mitsubishi Lancer Evo 7-8-9	8.0x18	5x114.3	30	957.-
Toyota Yaris GR, Mitsubishi Lancer Evo 7-8-9	9.0x18	5x114.3	40	996.-
Alpine A110 <b>only Front</b>	8.0x18	5x114.3	30	957.-
Alpine A110 <b>only Rear</b>	9.0x18	5x114.3	40	996.-

**Weight:**

- 8.0x18: 7.3 Kg
- 9.0x18: 7.5 Kg



**Options\*:**

- Anthracite, Bronze, Gold, Silver, Shiny Black
- NON-Standard: Red, Orange, Yellow, Blue, Green, Pink
- Hup cap

- +20.-
- +60.-
- +10.-

# X3MA FORGED WHEELS

White, Silver, Matt & Shiny Anthracite, Matt & Shiny Black, Matt & Shiny Bronze, Gold, Red, Orange, Yellow, Green, Blue, Pink



Matt Anthracite (MA)

17"  
18"  
19"  
20"



Matt Black (MB)

White (W)

Size	PCD	W - MB
8.0-9.0x17	4x98 - 5x150	From 893.-
8.0-13.5x18	4x98 - 5x130	From 1022.-
8.0-11.0x19	4x98 - 5x130	From 1112.-
8.0-11.0x20	4x98 - 5x130	From 1267.-





# RALLYZERO

White, Silver, Matt & Shiny Anthracite, Matt & Shiny Black, Matt & Shiny Bronze, Gold, Red, Orange, Yellow, Green, Blue, Pink

Size	PCD	ET	Weight	Bore	W - MB
7.0x17	4x98	28/35	< 10.5 Kg	Ø58.1	332.-
7.0x17	4x100	30/35	< 10.5 Kg	-	332.-
7.0x17	4x108	35	< 10.5 Kg	Ø63.4	332.-
7.0x17	5x100	35	< 10.5 Kg	-	332.-
7.0x17	5x108	41	< 10.5 Kg	Ø60.1	332.-
7.0x17	5x112	35	< 10.5 Kg	Ø66.6	332.-
7.0x17	5x114.3	35	< 10.5 Kg	-	332.-
8.0x17	4x98	35	< 10.9 Kg	Ø58.1	345.-
8.0x17	4x108	26	< 10.9 Kg	Ø63.4	345.-
8.0x17	4x108	33	< 10.9 Kg	Ø63.4	345.-
8.0x17	5x98	25	< 10.9 Kg	Ø58.1	345.-
8.0x17	5x100	35	< 10.9 Kg	Ø54.1	345.-
8.0x17	5x100	40	< 10.9 Kg	Ø56.1	345.-
8.0x17	5x114.3	30/38	< 10.9 Kg	Ø67.1	345.-
8.0x17	5x120	15	< 10.9 Kg	Ø72.6	345.-
8.0x18	4x98	35	< 11.9 Kg	Ø58.1	369.-
8.0x18	4x100	35	< 11.9 Kg	-	369.-
8.0x18	4x108	26/33	< 11.9 Kg	Ø63.4	369.-
8.0x18	5x98	30	< 11.9 Kg	Ø58.1	369.-
8.0x18	5x100	35	< 11.9 Kg	Ø57.1	369.-
8.0x18	5x108	45/48	< 11.9 Kg	-	369.-
8.0x18	5x112	35/45	< 11.9 Kg	-	369.-
8.0x18	5x114.3	19/28/35/45	< 11.9 Kg	-	369.-

**Options\*:**

- Anthracite, Bronze, Gold, Silver, Shiny Black +20.-
- NON-Standard: Red, Orange, Yellow, Blue, Green, Pink +60.-
- Hup cap +10.-

17"  
18"



White (W)

Matt Black (MB)

Gold (G)

# MONTECORSE 18"

White, Silver, Matt & Shiny Anthracite, Matt & Shiny Black,  
Matt & Shiny Bronze, Gold, Red, Orange, Yellow, Green, Blue, Pink



18"



Shiny Black (SB)



White (W)



Shiny Anthracite (SA)



Shiny Bronze (SBR)



Gold (G)

Size	PCD	ET	Weight	Bore	W - MB
8.0x18	4x98	35	< 11.5 Kg	Ø58.1	369.-
8.0x18	4x100	35	< 11.5 Kg	-	369.-
8.0x18	4x108	26/33	< 11.5 Kg	Ø63.4	369.-
8.0x18	5x98	30	< 11.5 Kg	Ø58.1	369.-
8.0x18	5x100	35	< 11.5 Kg	Ø57.1	369.-
8.0x18	5x108	45/48	< 11.5 Kg	-	369.-
8.0x18	5x112	35/45	< 11.5 Kg	-	369.-
8.0x18	5x114.3	19/28/35/45	< 11.5 Kg	-	369.-

**Options\*:**

Anthracite, Bronze, Gold, Silver, Shiny Black +20.-  
NON-Standard: Red, Orange, Yellow, Blue, Green, Pink +60.-  
Hup cap +10.-

Shiny Black (SB)



# MONTECARLO 17"

White, Silver, Matt & Shiny Anthracite, Matt & Shiny Black, Matt & Shiny Bronze, Gold, Red, Orange, Yellow, Green, Blue, Pink

17"



Size	PCD	ET	Weight	Bore	W - MB
7.0x17	4x98	28/35	< 11.5 Kg	Ø58.1	332.-
7.0x17	4x98 - 5x120	4 - 45	10.4 - 11.5 Kg	-	332.-
8.0x17	4x98	25/35/39.5	< 11.9 Kg	Ø58.1	345.-
8.0x17	4x100	35	< 11.9 Kg	Ø60.1	345.-
8.0x17	5x98	25/30/35	< 11.9 Kg	Ø58.1	345.-
8.0x17	4x98 - 5x120	17-58	11.4 - 11.9 Kg	-	345.-

**Options\*:**

- Anthracite, Bronze, Gold, Silver, Shiny Black +20.-
- NON-Standard: Red, Orange, Yellow, Blue, Green, Pink +60.-
- Hup cap +10.-



White (W)



Silver (S)



Shiny Bronze (SBR)



Gold (G)

# NAZCA

White, Silver, Matt & Shiny Anthracite, Matt & Shiny Black, Matt & Shiny Bronze, Gold, Red, Orange, Yellow, Green, Blue, Pink



17"



Matt Bronze (MBR)



Size	PCD	ET	Weight	W - MB
8.5x17	4x98 - 6x170	15 - 55	12.1 - 14.2 Kg	396.-
<i>FlowForming</i>				

**Options\*:**

Anthracite, Bronze, Gold, Silver, Shiny Black	+20.-
NON-Standard: Red, Orange, Yellow, Blue, Green, Pink	+60.-
Hup cap (small)	+10.-
Hup cap (big)	+35.-



Matt Black (MB)



Matt Anthracite (MA)



Matt Bronze (MBR)

Matt Anthracite (MA)



# ATLAS NK

White, Silver, Matt & Shiny Anthracite, Matt & Shiny Black, Matt & Shiny Bronze, Gold, Red, Orange, Yellow, Green, Blue, Pink

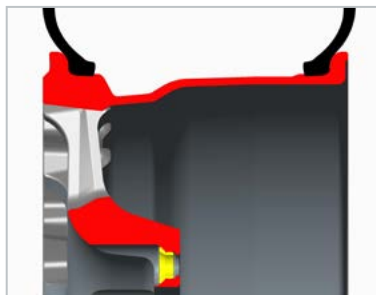
17"



Size	PCD	ET	Weight	W - MB
8.0x17	4x98 - 6x150	-41 - 55	14.4 - 16.0 Kg	364.-

**Options\*:**

- Anthracite, Bronze, Gold, Silver, Shiny Black +20.-
- NON-Standard: Red, Orange, Yellow, Blue, Green, Pink +60.-
- Hup cap (small) +10.-
- Hup cap (big) +35.-



White (W)



Silver (S)



Shiny Black (SB)



Shiny Bronze (SBR)

# EVOCorse ATLAS BeadLock & Protection Ring



White, Silver, Matt & Shiny Anthracite, Matt & Shiny Black, Matt & Shiny Bronze, Gold, Red, Orange, Yellow, Green, Blue, Pink

White with Anthracite Protection Ring



Protection Ring



BeadLock



White with Shiny Black BeadLock

**!! Warning:**  
The use of these wheels is intended only for sandy terrains (for example: deserts). These wheels can't be used on public roads.

Size	PCD	ET	Weight	W - MB
8.0x17	4x98 - 6x150	-41 - 55	14.4 - 16.0 Kg	500.-

**Options\*:**

- Anthracite, Bronze, Gold, Silver, Shiny Black +20.-
- NON-Standard: Red, Orange, Yellow, Blue, Green, Pink +60.-
- Hup cap (small) +10.-
- Hup cap (big) +35.-

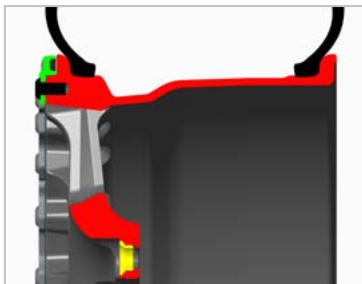
• Protection Ring colors: aluminium, anthracite, copper

Size	PCD	ET	Weight	W - MB
9.0x17	4x98 - 6x150	-52 - 43	14.4 - 16.0 Kg	549.-

**Options\*:**

- Anthracite, Bronze, Gold, Silver, Shiny Black +20.-
- NON-Standard: Red, Orange, Yellow, Blue, Green, Pink +60.-
- Hup cap (small) +10.-
- Hup cap (big) +35.-

• BeadLock colors: aluminium, shiny black, copper



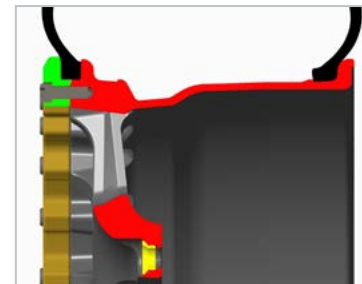
Matt Black with Aluminium PR



Matt Black with Copper PR



Matt Bronze with Anthracite PR



Matt Anthracite with Aluminium BL



Matt Black with Copper BL



Matt Bronze with Shiny Black BL

Shiny Anthracite (SA)



# DAKARcorse 16"

White, Silver, Matt & Shiny Anthracite, Matt & Shiny Black, Matt & Shiny Bronze, Gold, Red, Orange, Yellow, Green, Blue, Pink

16"



Size	PCD	ET	Weight	W - MB
7.0x16	4x98 - 6x165	25 - 48	11.0 - 13.5 Kg	356.-

**Options\*:**

- Anthracite, Bronze, Gold, Silver, Shiny Black +20.-
- NON-Standard: Red, Orange, Yellow, Blue, Green, Pink +60.-
- Hup cap (small) +10.-
- Hup cap (big) +35.-



Silver (S)



Matt Black (MB)



Shiny Bronze (SBR)



Gold (G)

# DAKARzero 14"-20"

White, Silver, Matt & Shiny Anthracite, Matt & Shiny Black,  
Matt & Shiny Bronze, Gold, Red, Orange, Yellow, Green, Blue, Pink



14"  
15"  
16"  
17"  
18"  
20"



Matt Black (MB)  
20"



White (W) 15"



Silver (S) 16"



Matt Anthracite (MA) 17"



Shiny Bronze (SBR) 18"

Size	PCD	ET	Weight	W - MB
6.5x14	4x98 - 4x165	-10 - 30	6.2 - 6.8 Kg	256.-
7.0x14	4x98 - 4x165	-10 - 30	6.4 - 7.0 Kg	260.-
7.0x15	4x98 - 6x139.7	-25 - 15	8.8 - 9.5 Kg	298.-
7.0x16	4x98 - 6x139.7	-10 - 26	11.0 - 13.5 Kg	356.-
8.0x16	4x98 - 6x165	-20 - 20	11.5 - 13.0 Kg	372.-
8.0x17	4x98 - 6x165	0 - 45	12.5 - 14.5 Kg	386.-
8.5x18	4x98 - 6x165	0 - 45	11.5 - 13.5 Kg	411.-
9.0x20	4x98 - 6x170	24 - 60	15.9 - 16.9 Kg	467.-

**Options\*:**

- Anthracite, Bronze, Gold, Silver, Shiny Black +20.-
- NON-Standard: Red, Orange, Yellow, Blue, Green, Pink +60.-
- Hup cap (small) +10.-
- Hup cap (big) +35.-

Dakar Forged  
Shiny Anthracite (SA)



**FORGED WHEELS**

**DAKAR Forged**

Size	PCD	ET	Weight	W - MB
8.5x17	5x98 - 8x165	-15 - 55	11.4 - 12.2 Kg	763.-
8.5x18	5x98 - 8x165	-20 - 60	12.0 - 13.0 Kg	943.-
9.0x20	5x98 - 8x165	3 - 44	13.0 - 14.0 Kg	1170.-

**DAKARSuperZero**

Size	PCD	ET	Weight	W - MB
8.5x17	5x98 - 8x165	-15 - 35	14.5 - 15.5 Kg	396.-
9.0x17	5x98 - 8x165	-8 - 42	14.7 - 15.7 Kg	400.-

**Options\*:**

- Anthracite, Bronze, Gold, Silver, Shiny Black +20.-
- NON-Standard: Red, Orange, Yellow, Blue, Green, Pink +60.-
- Hup cap +35.-

# DAKAR SuperZero & Forged

White, Silver, Matt & Shiny Anthracite, Matt & Shiny Black, Matt & Shiny Bronze, Gold, Red, Orange, Yellow, Green, Blue, Pink

17"  
18"  
20"



DakarSuperZero  
White (W)



DakarSuperZero  
Shiny Anthracite (SA)



DakarSuperZero  
Matt Black (MB)



DakarSuperZero  
Matt Bronze (MBR)

# DAKAR Forged Beadlock

White, Silver, Matt & Shiny Anthracite, Matt & Shiny Black,  
Matt & Shiny Bronze, Gold, Red, Orange, Yellow, Green, Blue, Pink



17"



Shiny Anthracite (SA)

**FORGED WHEELS**

Size	PCD	ET	Weight	W - MB
9.0x17	4x98 - 6x180	-25 - 25	12.1 - 14.1 Kg	910.-

**Options\*:**

Anthracite, Bronze, Gold, Silver, Shiny Black	+20.-
NON-Standard: Red, Orange, Yellow, Blue, Green, Pink	+60.-
Hup cap (small)	+10.-
Hup cap (big)	+35.-

**!! Warning:**

The use of these wheels is intended only for sandy terrains (for example: deserts). These wheels can't be used on public roads.



White (W)



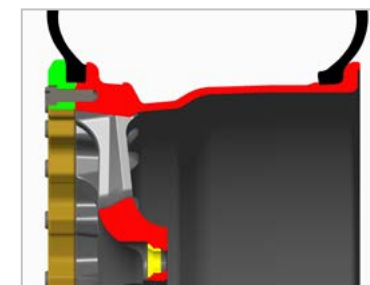
Silver (S)



Matt Black (MB)



Gold (G)





# LION V39

White, Silver, Matt & Shiny Anthracite, Matt & Shiny Black, Matt & Shiny Bronze, Gold, Red, Orange, Yellow, Green, Blue, Pink



Size	PCD	ET	Weight	W - MB
7.0x15	4x98 - 5x114.3	10 - 40	7.1 - 7.9 Kg	238.-

# OLYMPIAcorse

White, Silver, Matt & Shiny Anthracite, Matt & Shiny Black, Matt & Shiny Bronze, Gold, Red, Orange, Yellow, Green, Blue, Pink



Size	PCD	ET	Weight	W - MB
6.5x15	4x98 - 5x120	0 - 28	7.9 - 8.5 Kg	233.-
7.0x15	4x98 - 5x120	6 - 34	8.0 - 8.6 Kg	238.-
6.5x16	4x98 - 5x120	11 - 54	8.0 - 8.9 Kg	246.-



**Options\*:**

- Anthracite, Bronze, Gold, Silver, Shiny Black +20.-
- NON-Standard: Red, Orange, Yellow, Blue, Green, Pink +60.-
- Hup cap +10.-



# X3MA 15"

White, Silver, Matt & Shiny Anthracite, Matt & Shiny Black, Matt & Shiny Bronze, Gold, Red, Orange, Yellow, Green, Blue, Pink



Size	PCD	ET	Weight	W - MB
6.5x15	4x98 - 5x114.3	9 - 40	6.3 - 7.5 Kg	233.-
7.0x15	4x98 - 5x114.3	16 - 47	6.5 - 7.7 Kg	238.-

# X3MAzero 13/15"

White, Silver, Matt & Shiny Anthracite, Matt & Shiny Black, Matt & Shiny Bronze, Gold, Red, Orange, Yellow, Green, Blue, Pink



Size	PCD	ET	Weight	W - MB
6.5x13	4x98 - 5x108, monolock	-31 - 25	4.4 - 4.6 Kg	245.-
7.0x13	4x98 - 5x108, monolock	-25 - 31	4.5 - 4.7 Kg	245.-
7.5x13	4x98 - 5x108, monolock	-18 - 38	4.6 - 4.8 Kg	260.-
8.0x13	4x98 - 5x108, monolock	-12 - 44	4.7 - 4.9 Kg	260.-
8.5x13	4x98 - 5x108, monolock	-29 - 20	4.8 - 5.3 Kg	307.-
9.0x13	4x98 - 5x108, monolock	-29 - 20	4.8 - 5.3 Kg	307.-
10.0x13	4x98 - 5x108, monolock	-10 - 40	5.5 - 5.9 Kg	337.-
10.5x13	4x98 - 5x108, monolock	-10 - 40	5.5 - 5.9 Kg	337.-
8.0x15	4x98 - 5x120	0 - 40	5.8 - 6.5 Kg	245.-



### Options\*:

- Anthracite, Bronze, Gold, Silver, Shiny Black +20.-
- NON-Standard: Red, Orange, Yellow, Blue, Green, Pink +60.-
- Hup cap +10.-



# Z.A.R. 15"

White, Silver, Matt & Shiny Anthracite, Matt & Shiny Black, Matt & Shiny Bronze, Gold, Red, Orange, Yellow, Green, Blue, Pink



White (W)

15"



Silver (S)



Gold (G)

Size	PCD	ET	Weight	W - MB
6.5x15	4x98 - 5x135	16 - 50	8.3 - 9.0 Kg	210.-
7.0x15	4x98 - 5x135	16 - 56	8.5 - 9.3 Kg	217.-

# SANREMO 15"

White, Silver, Matt & Shiny Anthracite, Matt & Shiny Black, Matt & Shiny Bronze, Gold, Red, Orange, Yellow, Green, Blue, Pink



White (W)

15"



Shiny Black (SB)



Gold (G)

Size	PCD	ET	Weight	W - MB
6.0x15	4x98 - 5x135	17 - 50	6.9 - 8.5 Kg	225.-
6.5x15	4x98 - 5x135	23 - 56	7.2 - 8.9 Kg	233.-
7.0x15	4x98 - 5x135	30 - 63	7.8 - 9.3 Kg	238.-



**Options\*:**

- Anthracite, Bronze, Gold, Silver, Shiny Black +20.-
- NON-Standard: Red, Orange, Yellow, Blue, Green, Pink +60.-
- Hup cap +10.-



# DC SPORT 13"

White, Silver, Matt & Shiny Anthracite, Matt & Shiny Black, Matt & Shiny Bronze, Gold, Red, Orange, Yellow, Green, Blue, Pink



Matt Anthracite (MA)

13"

Size	PCD	ET	Weight	W - MB
5.5x13	4x98	27	6.5 Kg	283.-

# SPORT 14"

White, Silver, Matt & Shiny Anthracite, Matt & Shiny Black, Matt & Shiny Bronze, Gold, Red, Orange, Yellow, Green, Blue, Pink



Matt Black (MB)

14"



White (W)

Shiny Anthracite (SA)

Size	PCD	ET	Weight	W - MB
5.5x14	4x98 - 5x114.3	10 - 42	6.3 - 7.7 Kg	219.-
6.0x14	4x98 - 5x114.3	16 - 48	6.5 - 7.8 Kg	219.-



**Options\*:**

- Anthracite, Bronze, Gold, Silver, Shiny Black +20.-
- NON-Standard: Red, Orange, Yellow, Blue, Green, Pink +60.-
- Hup cap +10.-



**FORMULAcorse**

Size	PCD	ET	Weight	W - MB
Front 8.0x13	monolock 80-100	-19 - 12	4.0 - 4.4 Kg	337.-
Front 8.5x13	monolock 80-100	-19 - 19	4.1 - 4.5 Kg	347.-
Front 9.0x13	monolock 80-100	-12 - 19	4.1 - 4.5 Kg	347.-
Rear 10.0x13	monolock 80-100	7 - 38	4.7 - 4.9 Kg	372.-
Rear 10.5x13	monolock 80-100	7 - 38	4.7 - 4.9 Kg	372.-

**FORMULA Forged**

Size	PCD	ET	Weight	W - MB
10.0x13	monolock 80-100	-44 - 14	4.5 - 5.6 Kg	672.-
10.5x13	monolock 80-100	-49 - 20	4.5 - 5.6 Kg	672.-
11.0x13	monolock 80-100	-49 - 20	4.5 - 5.6 Kg	672.-
11.5x13	monolock 80-100	-44 - 14	4.5 - 5.6 Kg	672.-
11.5x13	monolock 80-100	-37 - 20	4.8 - 5.9 Kg	690.-
12.0x13	monolock 80-100	-31 - 41	4.8 - 5.9 Kg	690.-
12.5x13	monolock 80-100	-43 - 26	4.8 - 5.9 Kg	690.-
13.0x13	monolock 80-100	-37 - 20	4.8 - 5.9 Kg	690.-
13.0x13	monolock 80-100	-43 - 26	5.2 - 6.3 Kg	709.-
13.5x13	monolock 80-100	-49 - 32	5.2 - 6.3 Kg	709.-
14.0x13	monolock 80-100	-49 - 32	5.2 - 6.3 Kg	709.-
14.5x13	monolock 80-100	-43 - 26	5.2 - 6.3 Kg	709.-

**Options\*:**

Anthracite, Bronze, Gold, Silver, Shiny Black	+20.-
NON-Standard: Red, Orange, Yellow, Blue, Green, Pink	+60.-
Hup cap	+35.-

# FORMULAcorse & Forged

White, Silver, Matt & Shiny Anthracite, Matt & Shiny Black, Matt & Shiny Bronze, Gold, Red, Orange, Yellow, Green, Blue, Pink

13"



**FORGED WHEELS**



FormulaCorse  
Matt Black (MB)

FormulaCorse  
Shiny Anthracite (SA)

Formula Forged  
Silver (S)